

## ACI Racing Weekend Pergusa, 8-9 Giugno 2024

### TCR Italy - Classifica Free Practice 1

Pergusa 4.950 m

1 / 2

No. Driver	Nat	Entrant	Team	Car	Class	Time	Gap	Rel.	Laps
1 <b>8 BALDAN</b> Nicola	ITA	Aikoa Racing	Aikoa Racing	Audi RS3 LMS	TCR	<b>1'41.721</b>			12
2 <b>87 PARK</b> Junui	KOR	Solite Indigo Racing	Solite Indigo Racing	Hyundai Elantra N	TCR	<b>1'41.837</b>	0.116	0.116	12
3 <b>4 TAVANO</b> Salvatore	ITA	Tavano Salvatore	Girasole	Cupra Leon VZ	TCR	<b>1'42.342</b>	0.621	0.505	10
4 <b>44 IMBERTI</b> Michele	ITA	Kombat Motorsport		Hyundai Elantra N	TCR	<b>1'42.368</b>	0.647	0.026	11
5 <b>76 LEY</b> Alex	GBR	Target	Target	Hyundai Elantra N	TCR	<b>1'42.384</b>	0.663	0.016	12
6 <b>27 VOLT</b> Ruben	EST	ALM Motorsport	ALM Motorsport	Honda Civic FL5	TCR	<b>1'42.684</b>	0.963	0.300	11
7 <b>97 PARK</b> Junesung	KOR	Solite Indigo Racing	Solite Indigo Racing	Hyundai Elantra N	TCR	<b>1'43.309</b>	1.588	0.625	10
8 <b>12 COVINI</b> Gabriele	ITA	BRC Racing Team		Hyundai Elantra N	TCR	<b>1'43.476</b>	1.755	0.167	12
9 <b>81 REDUZZI</b> Damiano	ITA	Reduzzi Damiano	Trico WRT	Hyundai Elantra N	TCR	<b>1'43.497</b>	1.776	0.021	13
10 <b>82 CIMENES</b> Jacopo	ITA	MM Motorsport	MM Motorsport	Honda Civic FL5	TCR	<b>1'43.681</b>	1.960	0.184	11
11 <b>11 ROCCA</b> Paolo	ITA	ALM Motorsport	ALM Motorsport	Honda Civic FL5	TCR	<b>1'44.031</b>	2.310	0.350	9
12 <b>64 LOSONCZY</b> Levente	HUN	ALM Motorsport	ALM Motorsport	Honda Civic FL5	TCR	<b>1'44.319</b>	2.598	0.288	10
13 <b>67 PELLEGRINI</b> Marco	ITA	Pellegrini Marco	Pinetti Motorsport	Audi RS3 LMS	TCR	<b>1'45.013</b>	3.292	0.694	13
14 <b>38 BARBERI</b> Filippo	ITA	Aikoa Racing	Aikoa Racing	Audi RS3 LMS	TCR	<b>1'45.291</b>	3.570	0.278	14
15 <b>17 TAYLOR</b> Nicolas	CAN	Best Lap	PMA Motorsport	Audi RS3 LMS	TCR	<b>1'45.644</b>	3.923	0.353	6
16 <b>5 BARBERINI</b> Cosimo	ITA	Barberini Cosimo	NOS	Cupra Leon Competition	TCR	<b>1'45.753</b>	4.032	0.109	9
17 <b>3 GURRIERI</b> Raffaele	ITA	Gurrieri Raffaele	Girasole	Cupra Leon VZ	TCR	<b>1'45.998</b>	4.277	0.245	9
18 <b>9 POLONI</b> Matteo	ITA	Poloni Matteo		Audi RS3 LMS	TCR	<b>1'46.095</b>	4.374	0.097	9
19 <b>91 MARTINEZ</b> Luciano	ARG	Martinez Luciano	Pinetti Motorsport	Audi RS3 LMS	TCR	<b>1'46.100</b>	4.379	0.005	12
20 <b>7 KIM</b> Hwarang	KOR	Target	Target	Hyundai Elantra N	TCR	<b>1'46.190</b>	4.469	0.090	11
21 <b>69 FOSSATI</b> Tommaso	ITA	Fossati Tommaso	FOX Racing Team	Audi RS3 LMS	TCR	<b>1'46.692</b>	4.971	0.502	12
22 <b>90 BABUIN</b> Denis	ITA	Babuin Denis	Planet Motorsport	Audi RS3 LMS	TCR	<b>1'47.118</b>	5.397	0.426	14
23 <b>53 CAPPELLO</b> Edoardo	ITA	MM Motorsport	MM Motorsport	Honda Civic FK7	TCR	<b>1'48.708</b>	6.987	1.590	11
24 <b>72 PELATTI</b> Sandro	ITA	Pelatti Sandro	PMA Motorsport	Audi RS3 LMS	TCR	<b>1'50.129</b>	8.408	1.421	11
25 <b>10 PAOLINO</b> Federico	ITA	Target	Target	Hyundai Elantra N	TCR	<b>1'55.982</b>	14.261	5.853	9

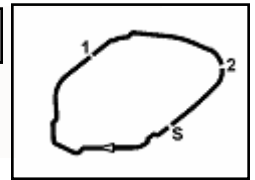
Humidity:	19%	AIR	31°C
Condition:	DRY	Track	50°C

Clerk of the Course : Graziano Basile

Race Director : Gianluca Marotta

07/06/2024	Start 14:45	End 15:18
------------	----------------	--------------




**ACI Racing Weekend Pergusa, 8-9 Giugno 2024**
**TCR Italy - Classifica Free Practice 1**
**Penalty and Infringement**

 15.17 91 **L. MARTINEZ** Lap (1'49.500) deleted - Moving tyre barrier in T12

**Fastest Laps Sequence**

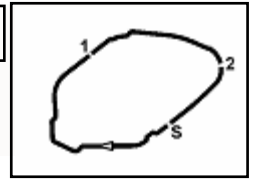
No.	Entrant	Nat	Team	Car	Local Time	Time	Gap	Avg
9	<b>M. POLONI</b>	ITA		Audi RS3 LMS	14:49'21.293	<b>1'53.333</b>		157,236
4	<b>S. TAVANO</b>	ITA	Girasole	Cupra Leon VZ	14:49'48.267	<b>1'52.754</b>	-0.579	158,043
5	<b>C. BARBERINI</b>	ITA	NOS	Cupra Leon Competition	14:50'07.640	<b>1'51.290</b>	-1.464	160,122
4	<b>S. TAVANO</b>	ITA	Girasole	Cupra Leon VZ	14:51'34.970	<b>1'46.703</b>	-4.587	167,006
87	<b>J. PARK</b>	KOR	Solite Indigo Racing	Hyundai Elantra N	14:52'59.935	<b>1'44.493</b>	-2.210	170,538
87	<b>J. PARK</b>	KOR	Solite Indigo Racing	Hyundai Elantra N	14:54'42.808	<b>1'42.873</b>	-1.620	173,223
27	<b>R. VOLT</b>	EST	ALM Motorsport	Honda Civic FL5	15:01'14.816	<b>1'42.684</b>	-0.189	173,542
4	<b>S. TAVANO</b>	ITA	Girasole	Cupra Leon VZ	15:03'10.734	<b>1'42.342</b>	-0.342	174,122
87	<b>J. PARK</b>	KOR	Solite Indigo Racing	Hyundai Elantra N	15:05'18.938	<b>1'42.083</b>	-0.259	174,564
87	<b>J. PARK</b>	KOR	Solite Indigo Racing	Hyundai Elantra N	15:07'00.775	<b>1'41.837</b>	-0.246	174,986
8	<b>N. BALDAN</b>	ITA	Aikoa Racing	Audi RS3 LMS	15:14'35.408	<b>1'41.721</b>	-0.116	175,185

Clerk of the Course : Graziano Basile

Race Director : Gianluca Marotta

07/06/2024 Start 14:45 End 15:18





Pergusa 4.950 m

**ACI Racing Weekend Pergusa, 8-9 Giugno 2024**  
**TCR Italy - Best Sectors & Speed Free Practice 1**
**BEST LAP**

1	<b>8 BALDAN</b> Nicola	Audi RS3 LMS	1'41.721
2	<b>87 PARK</b> Junui	Hvundai Elantra N	1'41.837
3	<b>4 TAVANO</b> Salvatore	Cupra Leon VZ	1'42.342
4	<b>44 IMBERTI</b> Michele	Hvundai Elantra N	1'42.368
5	<b>76 LEY</b> Alex	Hvundai Elantra N	1'42.384
6	<b>27 VOLT</b> Ruben	Honda Civic FL5	1'42.684
7	<b>97 PARK</b> Junesung	Hvundai Elantra N	1'43.309
8	<b>12 COVINI</b> Gabriele	Hvundai Elantra N	1'43.476
9	<b>81 REDUZZI</b> Damiano	Hvundai Elantra N	1'43.497
10	<b>82 CIMENES</b> Jacopo	Honda Civic FL5	1'43.681
11	<b>11 ROCCA</b> Paolo	Honda Civic FL5	1'44.031
12	<b>64 LOSONCZY</b> Levente	Honda Civic FL5	1'44.319
13	<b>67 PELLEGRINI</b> Marco	Audi RS3 LMS	1'45.013
14	<b>38 BARBERI</b> Filippo	Audi RS3 LMS	1'45.291
15	<b>17 TAYLOR</b> Nicolas	Audi RS3 LMS	1'45.644
16	<b>5 BARBERINI</b> Cosimo	Cupra Leon Competition	1'45.753
17	<b>3 GURRIERI</b> Raffaele	Cupra Leon VZ	1'45.998
18	<b>9 POLONI</b> Matteo	Audi RS3 LMS	1'46.095
19	<b>91 MARTINEZ</b> Luciano	Audi RS3 LMS	1'46.100
20	<b>7 KIM</b> Hwarang	Hvundai Elantra N	1'46.190
21	<b>69 FOSSATI</b> Tommaso	Audi RS3 LMS	1'46.692
22	<b>90 BABUIN</b> Denis	Audi RS3 LMS	1'47.118
23	<b>53 CAPPELLO</b> Edoardo	Honda Civic FK7	1'48.708
24	<b>72 PELATTI</b> Sandro	Audi RS3 LMS	1'50.129
25	<b>10 PAOLINO</b> Federico	Hvundai Elantra N	1'55.982

**SPEED**

1	<b>8 BALDAN</b> Nicola	Audi RS3 LMS	250,0
2	<b>4 TAVANO</b> Salvatore	Cupra Leon VZ	248,8
3	<b>27 VOLT</b> Ruben	Honda Civic FL5	248,3
4	<b>82 CIMENES</b> Jacopo	Honda Civic FL5	248,3
5	<b>5 BARBERINI</b> Cosimo	Cupra Leon Competition	247,7
6	<b>38 BARBERI</b> Filippo	Audi RS3 LMS	247,7
7	<b>3 GURRIERI</b> Raffaele	Cupra Leon VZ	246,0
8	<b>76 LEY</b> Alex	Hvundai Elantra N	246,0
9	<b>11 ROCCA</b> Paolo	Honda Civic FL5	246,0
10	<b>64 LOSONCZY</b> Levente	Honda Civic FL5	245,5
11	<b>17 TAYLOR</b> Nicolas	Audi RS3 LMS	244,9
12	<b>72 PELATTI</b> Sandro	Audi RS3 LMS	243,8
13	<b>97 PARK</b> Junesung	Hvundai Elantra N	243,8
14	<b>12 COVINI</b> Gabriele	Hvundai Elantra N	243,8
15	<b>87 PARK</b> Junui	Hvundai Elantra N	243,8
16	<b>44 IMBERTI</b> Michele	Hvundai Elantra N	243,2
17	<b>81 REDUZZI</b> Damiano	Hvundai Elantra N	242,7
18	<b>7 KIM</b> Hwarang	Hvundai Elantra N	242,7
19	<b>9 POLONI</b> Matteo	Audi RS3 LMS	241,1
20	<b>69 FOSSATI</b> Tommaso	Audi RS3 LMS	240,5
21	<b>91 MARTINEZ</b> Luciano	Audi RS3 LMS	240,5
22	<b>90 BABUIN</b> Denis	Audi RS3 LMS	240,0
23	<b>53 CAPPELLO</b> Edoardo	Honda Civic FK7	238,9
24	<b>10 PAOLINO</b> Federico	Hvundai Elantra N	236,3

**SEG. 1**

1	<b>8 BALDAN</b> Nicola	38.546
2	<b>12 COVINI</b> Gabriele	38.629
3	<b>4 TAVANO</b> Salvatore	38.634
4	<b>87 PARK</b> Junui	38.648
5	<b>27 VOLT</b> Ruben	38.658
6	<b>76 LEY</b> Alex	38.697
7	<b>64 LOSONCZY</b> Levente	38.750
8	<b>82 CIMENES</b> Jacopo	38.824
9	<b>44 IMBERTI</b> Michele	38.865
10	<b>7 KIM</b> Hwarang	38.962
11	<b>11 ROCCA</b> Paolo	38.964
12	<b>97 PARK</b> Junesung	39.054
13	<b>81 REDUZZI</b> Damiano	39.084
14	<b>38 BARBERI</b> Filippo	39.108
15	<b>9 POLONI</b> Matteo	39.308
16	<b>17 TAYLOR</b> Nicolas	39.393
17	<b>3 GURRIERI</b> Raffaele	39.479
18	<b>5 BARBERINI</b> Cosimo	39.764
19	<b>90 BABUIN</b> Denis	39.891
20	<b>91 MARTINEZ</b> Luciano	39.980
21	<b>69 FOSSATI</b> Tommaso	40.154
22	<b>72 PELATTI</b> Sandro	40.692
23	<b>53 CAPPELLO</b> Edoardo	40.826
24	<b>10 PAOLINO</b> Federico	41.746

**SEG. 2**

1	<b>87 PARK</b> Junui	32.403
2	<b>44 IMBERTI</b> Michele	32.647
3	<b>8 BALDAN</b> Nicola	32.678
4	<b>12 COVINI</b> Gabriele	32.704
5	<b>76 LEY</b> Alex	32.767
6	<b>4 TAVANO</b> Salvatore	32.836
7	<b>81 REDUZZI</b> Damiano	33.040
8	<b>97 PARK</b> Junesung	33.113
9	<b>27 VOLT</b> Ruben	33.276
10	<b>64 LOSONCZY</b> Levente	33.564
11	<b>3 GURRIERI</b> Raffaele	33.587
12	<b>91 MARTINEZ</b> Luciano	33.664
13	<b>82 CIMENES</b> Jacopo	33.750
14	<b>11 ROCCA</b> Paolo	33.800
15	<b>17 TAYLOR</b> Nicolas	34.013
16	<b>38 BARBERI</b> Filippo	34.173
17	<b>5 BARBERINI</b> Cosimo	34.399
18	<b>9 POLONI</b> Matteo	34.506
19	<b>69 FOSSATI</b> Tommaso	34.866
20	<b>7 KIM</b> Hwarang	34.911
21	<b>53 CAPPELLO</b> Edoardo	35.221
22	<b>90 BABUIN</b> Denis	35.357
23	<b>72 PELATTI</b> Sandro	35.777
24	<b>10 PAOLINO</b> Federico	38.061

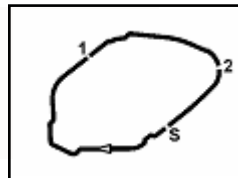
**SEG. 3**

1	<b>8 BALDAN</b> Nicola	14.299
2	<b>4 TAVANO</b> Salvatore	14.323
3	<b>38 BARBERI</b> Filippo	14.347
4	<b>82 CIMENES</b> Jacopo	14.456
5	<b>27 VOLT</b> Ruben	14.480
6	<b>3 GURRIERI</b> Raffaele	14.499
7	<b>17 TAYLOR</b> Nicolas	14.521
8	<b>12 COVINI</b> Gabriele	14.556
9	<b>5 BARBERINI</b> Cosimo	14.593
10	<b>90 BABUIN</b> Denis	14.600
11	<b>64 LOSONCZY</b> Levente	14.607
12	<b>9 POLONI</b> Matteo	14.613
13	<b>44 IMBERTI</b> Michele	14.632
14	<b>87 PARK</b> Junui	14.660
15	<b>97 PARK</b> Junesung	14.661
16	<b>91 MARTINEZ</b> Luciano	14.680
17	<b>11 ROCCA</b> Paolo	14.709
18	<b>76 LEY</b> Alex	14.716
19	<b>81 REDUZZI</b> Damiano	14.770
20	<b>7 KIM</b> Hwarang	14.884
21	<b>69 FOSSATI</b> Tommaso	14.902
22	<b>53 CAPPELLO</b> Edoardo	14.998
23	<b>72 PELATTI</b> Sandro	15.007
24	<b>10 PAOLINO</b> Federico	15.476

**SEG. 4**

1	<b>87 PARK</b> Junui	15.837
2	<b>44 IMBERTI</b> Michele	15.966
3	<b>8 BALDAN</b> Nicola	16.082
4	<b>27 VOLT</b> Ruben	16.088
5	<b>76 LEY</b> Alex	16.146
6	<b>4 TAVANO</b> Salvatore	16.416
7	<b>81 REDUZZI</b> Damiano	16.417
8	<b>64 LOSONCZY</b> Levente	16.424
9	<b>97 PARK</b> Junesung	16.452
10	<b>12 COVINI</b> Gabriele	16.506
11	<b>11 ROCCA</b> Paolo	16.510
12	<b>82 CIMENES</b> Jacopo	16.651
13	<b>69 FOSSATI</b> Tommaso	16.754
14	<b>5 BARBERINI</b> Cosimo	16.797
15	<b>17 TAYLOR</b> Nicolas	16.812
16	<b>90 BABUIN</b> Denis	17.194
17	<b>3 GURRIERI</b> Raffaele	17.293
18	<b>9 POLONI</b> Matteo	17.314
19	<b>7 KIM</b> Hwarang	17.415
20	<b>91 MARTINEZ</b> Luciano	17.457
21	<b>53 CAPPELLO</b> Edoardo	17.489
22	<b>38 BARBERI</b> Filippo	17.536
23	<b>72 PELATTI</b> Sandro	17.560
24	<b>10 PAOLINO</b> Federico	18.508



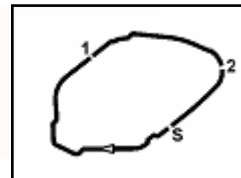


## ACI Racing Weekend Pergusa, 8-9 Giugno 2024

### TCR Italy - Ideal Time Free Practice 1

Pergusa 4.950 m

No. Driver	Car	Seg. 1 Diff. 1	Seg. 2 Diff. 2	Seg. 3 Diff. 3	Seg. 4 Diff. 4	Ideal Time		
						Best Lap	Pos.	Diff.
1 <b>87 PARK J.</b> (KOR)	Hyundai Elantra N	38.648	<b>32.403</b> +0.147	14.660 +0.048	<b>15.837</b> +0.094	<b>1'41.548</b> 1'41.837	2	0.289
2 <b>8 BALDAN N.</b> (ITA)	Audi RS3 LMS	<b>38.546</b>	32.678	<b>14.299</b> +0.116	16.082	<b>1'41.605</b> 1'41.721	1	0.116
3 <b>44 IMBERTI M.</b> (ITA)	Hyundai Elantra N	38.865 +0.110	32.647	14.632 +0.148	15.966	<b>1'42.110</b> 1'42.368	4	0.258
4 <b>4 TAVANO S.</b> (ITA)	Cupra Leon VZ	38.634 +0.133	32.836	14.323	16.416	<b>1'42.209</b> 1'42.342	3	0.133
5 <b>76 LEY A.</b> (GBR)	Hyundai Elantra N	38.697	32.767	14.716 +0.058	16.146	<b>1'42.326</b> 1'42.384	5	0.058
6 <b>12 COVINI G.</b> (ITA)	Hyundai Elantra N	38.629	32.704	14.556	16.506 +1.081	<b>1'42.395</b> 1'43.476	8	1.081
7 <b>27 VOLT R.</b> (EST)	Honda Civic FL5	38.658	33.276 +0.108	14.480 +0.070	16.088 +0.004	<b>1'42.502</b> 1'42.684	6	0.182
8 <b>97 PARK J.</b> (KOR)	Hyundai Elantra N	39.054	33.113	14.661 +0.029	16.452	<b>1'43.280</b> 1'43.309	7	0.029
9 <b>81 REDUZZI D.</b> (ITA)	Hyundai Elantra N	39.084 +0.108	33.040	14.770 +0.050	16.417 +0.028	<b>1'43.311</b> 1'43.497	9	0.186
10 <b>64 LOSONCZY L.</b> (HUN)	Honda Civic FL5	38.750 +0.376	33.564 +0.246	14.607	16.424 +0.352	<b>1'43.345</b> 1'44.319	12	0.974
11 <b>82 CIMENES J.</b> (ITA)	Honda Civic FL5	38.824	33.750	14.456	16.651	<b>1'43.681</b> 1'43.681	10	
12 <b>11 ROCCA P.</b> (ITA)	Honda Civic FL5	38.964	33.800	14.709 +0.048	16.510	<b>1'43.983</b> 1'44.031	11	0.048
13 <b>17 TAYLOR N.</b> (CAN)	Audi RS3 LMS	39.393 +0.016	34.013 +0.302	14.521 +0.090	16.812 +0.497	<b>1'44.739</b> 1'45.644	15	0.905
14 <b>3 GURRIERI R.</b> (ITA)	Cupra Leon VZ	39.479 +0.448	33.587 +0.692	14.499	17.293	<b>1'44.858</b> 1'45.998	17	1.140
15 <b>38 BARBERI F.</b> (ITA)	Audi RS3 LMS	39.108 +0.002	34.173	14.347	17.536 +0.125	<b>1'45.164</b> 1'45.291	14	0.127
16 <b>5 BARBERINI C.</b> (ITA)	Cupra Leon Competition	39.764	34.399	14.593 +0.200	16.797	<b>1'45.553</b> 1'45.753	16	0.200
17 <b>9 POLONI M.</b> (ITA)	Audi RS3 LMS	39.308 +0.050	34.506	14.613	17.314 +0.304	<b>1'45.741</b> 1'46.095	18	0.354
18 <b>91 MARTINEZ L.</b> (ARG)	Audi RS3 LMS	39.980 +0.308	33.664	14.680 +0.011	17.457	<b>1'45.781</b> 1'46.100	19	0.319
19 <b>7 KIM H.</b> (KOR)	Hyundai Elantra N	38.962	34.911	14.884 +0.018	17.415	<b>1'46.172</b> 1'46.190	20	0.018
20 <b>69 FOSSATI T.</b> (ITA)	Audi RS3 LMS	40.154	34.866	14.902 +0.016	16.754	<b>1'46.676</b> 1'46.692	21	0.016
21 <b>90 BABUIN D.</b> (ITA)	Audi RS3 LMS	39.891	35.357	14.600 +0.076	17.194	<b>1'47.042</b> 1'47.118	22	0.076
22 <b>53 CAPPELLO E.</b> (ITA)	Honda Civic FK7	40.826 +0.174	35.221	14.998	17.489	<b>1'48.534</b> 1'48.708	23	0.174
23 <b>72 PELATTI S.</b> (ITA)	Audi RS3 LMS	40.692	35.777 +1.024	15.007 +0.069	17.560	<b>1'49.036</b> 1'50.129	24	1.093
24 <b>10 PAOLINO F.</b> (ITA)	Hyundai Elantra N	41.746 +0.298	38.061 +0.310	15.476 +1.260	18.508 +0.323	<b>1'53.791</b> 1'55.982	25	2.191
<b>67 PELLEGRINI M.</b> (ITA)	Audi RS3 LMS			Missing Sector		1'45.013		
<b>Overall Ideal Time</b>		38.546	32.403	14.299	15.837	<b>1'41.085</b>		



Pergusa 4.950 m

**1 / 4**
**3 R. GURRIERI (1'45.998)**

Lap	Seg.1	Seg.2	Seg.3	Seg.4	Lap Time	km/h	Local Time
1							
2	1'02.091	48.824	18.189	20.729	2'29.833P	189,1	14:48'09.961
3	43.229	39.841	15.184	3'05.866	4'44.120P	231,8	14:52'54.081
4	49.827	37.115	14.940	18.937	2'00.819P	237,9	14:54'54.900
5	41.290	35.398	14.774	17.636	1'49.098	232,8	14:56'43.998
6	39.927	34.279	<b>14.499</b>	<b>17.293</b>	<b>1'45.998</b>	<b>246,0</b>	14:58'29.996
7	39.880	34.577	14.587	17.858	1'46.902	244,3	15:00'16.898
8	39.597	34.494	14.618	17.411	1'46.120	244,9	15:02'03.018
9	40.441	38.341	16.028	2'12.648	3'47.458P	189,8	15:05'50.476
10	55.057	43.928	16.161	18.402	2'13.548P	209,7	15:08'04.024
11	<b>39.479</b>	<b>33.587</b>	15.098			215,6	

**4 S. TAVANO (1'42.342)**

Lap	Seg.1	Seg.2	Seg.3	Seg.4	Lap Time	km/h	Local Time
1							
2	1'02.246	42.793	15.653	20.303	2'20.995P	188,2	14:47'55.513
3	41.588	38.275	15.205	17.686	1'52.754	240,0	14:49'48.267
4	39.917	34.886	14.740	17.160	1'46.703	245,5	14:51'34.970
5	39.752	34.361	14.640	17.370	1'46.123	245,5	14:53'21.993
6	39.134	33.802	14.440	16.653	1'44.029	247,1	14:55'05.122
7	39.942	36.884	15.017	2'35.961	4'07.804P	221,8	14:59'12.926
8	51.855	38.796	23.627	21.188	2'15.466P	143,6	15:01'28.392
9	38.767	<b>32.836</b>	<b>14.323</b>	<b>16.416</b>	<b>1'42.342</b>	247,1	15:03'10.734
10	<b>38.634</b>	37.356	15.042	16.744	1'47.776	242,7	15:04'58.510
11	38.773	33.151	14.364	16.573	1'42.861	<b>248,8</b>	15:06'41.371
12	40.801	36.766	15.702			199,3	

**5 C. BARBERINI (1'45.753)**

Lap	Seg.1	Seg.2	Seg.3	Seg.4	Lap Time	km/h	Local Time
1							
2	1'01.412	43.845	19.741	21.607	2'26.605P	130,0	14:48'16.350
3	41.547	36.634	14.950	18.159	1'51.290	233,8	14:50'07.640
4	41.113	36.243	14.694	17.023	1'49.073	<b>247,7</b>	14:51'56.713
5	40.002	34.837	14.754	17.350	1'46.943	236,3	14:53'43.656
6	39.797	34.589	<b>14.593</b>	17.021	1'46.000	245,5	14:55'29.656
7	47.637	48.057	20.770	7'02.100	8'58.564P	179,1	15:04'28.220
8	1'00.354	35.793	18.301	18.948	2'13.396P	168,0	15:06'41.616
9	41.227	38.999	15.931	17.713	1'53.870	216,0	15:08'35.486
10	<b>39.764</b>	<b>34.399</b>	14.793	<b>16.797</b>	<b>1'45.753</b>	237,4	15:10'21.239
11	43.562	40.145	18.156			187,8	

**7 H. KIM (1'46.190)**

Lap	Seg.1	Seg.2	Seg.3	Seg.4	Lap Time	km/h	Local Time
1							
2	45.214	41.145	15.710	19.466	2'01.535	203,8	14:51'33.160
3	43.425	39.346	15.411	19.182	1'57.364	231,3	14:53'30.524
4	40.645	37.036	15.154	18.508	1'51.343	236,8	14:55'21.867
5	40.835	36.947	15.216	30.993	2'03.991P	200,4	14:57'25.858
6	4'17.146	37.610	15.165	18.148	5'28.069P	236,3	15:02'53.927
7	39.553	36.316	15.043	18.238	1'49.150	238,4	15:04'43.077
8	39.750	35.945	14.967	17.826	1'48.488	<b>242,7</b>	15:06'31.565
9	39.924	35.575	<b>14.884</b>	29.676	2'00.059P	<b>242,7</b>	15:08'31.624
10	2'30.421	39.395	15.286	18.315	3'43.417P	229,3	15:12'15.041
11	39.483	39.350	17.700	17.910	1'54.443	220,0	15:14'09.484
12	<b>38.962</b>	<b>34.911</b>	14.902	<b>17.415</b>	<b>1'46.190</b>	<b>242,7</b>	15:15'55.674

**8 N. BALDAN (1'41.721)**

Lap	Seg.1	Seg.2	Seg.3	Seg.4	Lap Time	km/h	Local Time
1							
2	48.251	18.047	35.378			134,2	
2	2'46.325	39.675	16.831	19.067	4'01.898P	220,4	14:52'06.874

3	41.859	36.372	15.231	17.362	1'50.824	243,2	14:53'57.698
4	40.391	35.103	14.862	17.737	1'48.093	242,7	14:55'45.791
5	39.930	34.413	14.535	17.536	1'46.414	243,8	14:57'32.205
6	39.499	34.140	14.380	30.834	1'58.853P	234,3	14:59'31.058
7	2'18.218	40.643	23.060	24.008	3'45.929P	140,4	15:03'16.987
8	39.046	33.269	14.391	17.440	1'44.146	229,3	15:05'01.133
9	38.614	33.085	<b>14.299</b>	16.384	1'42.382	<b>250,0</b>	15:06'43.515
10	40.071	37.270	15.675	32.601	2'05.617P	194,6	15:08'49.132
11	2'49.214	40.505	16.602	18.234	4'04.555P	203,4	15:12'53.687
12	<b>38.546</b>	<b>32.678</b>	14.415	<b>16.082</b>	<b>1'41.721</b>	245,5	15:14'35.408
13	39.540	41.169	18.689	32.301	2'11.699P	166,2	15:16'47.107

**9 M. POLONI (1'46.095)**

Lap	Seg.1	Seg.2	Seg.3	Seg.4	Lap Time	km/h	Local Time
1							
2	41.325	38.891	14.866	18.251	1'53.333	226,9	14:49'21.293
3	42.218	43.241	15.782	28.653	2'09.894P	220,9	14:51'31.187
4	4'12.607	40.112	15.105	19.355	5'27.179P	213,9	14:56'58.366
5	40.424	34.735	14.739	17.527	1'47.425	237,9	14:58'45.791
6	39.358	<b>34.506</b>	<b>14.613</b>	17.618	<b>1'46.095</b>	224,1	15:00'31.886
7	39.319	36.509	15.805	31.527	2'03.160P	197,1	15:02'35.046
8	5'58.856	41.319	18.716	24.960	7'23.851P	164,4	15:09'58.897
9	39.923	35.081	14.784	<b>17.314</b>	1'47.102	<b>241,1</b>	15:11'45.999
10	<b>39.308</b>	1'08.038	41.964	47.123	3'16.433P	76,2	15:15'02.432

**10 F. PAOLINO (1'55.982)**

Lap	Seg.1	Seg.2	Seg.3	Seg.4	Lap Time	km/h	Local Time
1							
2	45.242	43.290	16.505	20.400	2'05.437	206,1	14:50'26.989
3	44.292	41.479	15.980	19.837	2'01.588	224,1	14:52'28.577
4	43.578	40.238	16.984	32.602	2'13.402P	204,5	14:54'41.979
5	3'14.934	39.338	15.739	19.520	4'29.531P	229,3	14:59'11.510
6	42.402	41.357	15.768	20.497	2'00.024	231,3	15:01'11.534
7	42.044	38.371	16.736	18.831	<b>1'55.982</b>	229,8	15:03'07.516
8	<b>41.746</b>	38.258	15.639	32.795	2'08.438P	218,2	15:05'15.954
9	4'14.244	39.733	15.789	29.920	5'39.686P	215,6	15:10'55.640
10	2'58.735	<b>38.061</b>	<b>15.476</b>	<b>18.508</b>	4'10.780P	<b>236,3</b>	15:15'06.420

**11 P. ROCCA (1'44.031)**

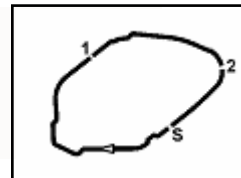
Lap	Seg.1	Seg.2	Seg.3	Seg.4	Lap Time	km/h	Local Time
1							
2	57.629	39.284	15.023	18.121	2'10.057P	223,1	14:58'48.155
3	40.367	35.624	14.814	17.523	1'48.328	239,5	15:00'36.483
4	39.593	34.993	14.751	17.674	1'47.011	213,4	15:02'23.494
5	39.667	34.702	14.799	17.023	1'46.191	244,9	15:04'09.685
6	39.365	36.822	15.851	1'59.621	3'31.659P	202,2	15:07'41.344
7	49.747	34.447	<b>14.709</b>	17.171	1'56.074P	241,1	15:09'37.418
8	39.332	34.312	14.756	17.102	1'45.502	231,8	15:11'22.920
9	39.575	34.826	14.922	16.803	1'46.126	243,8	15:13'09.046
10	<b>38.964</b>	<b>33.800</b>	14.757	<b>16.510</b>	<b>1'44.031</b>	<b>246,0</b>	15:14'53.077
11	42.346	40.699	21.589			137,1	

**12 G. COVINI (1'43.476)**

Lap	Seg.1	Seg.2	Seg.3	Seg.4	Lap Time	km/h	Local Time
1							
2	45.318	42.195	15.782	20.792	2'04.087	181,8	14:49'33.686
3	44.818	41.206	15.632	35.854	2'17.510P	190,5	14:51'51.196
4	3'24.526	34.861	14.987	17.062	4'31.436P	232,8	14:56'22.632
5	39.177	34.599	14.868	16.744	1'45.388	242,2	14:58'08.020
6	38.895	33.860	14.845	16.698	1'44.298	243,2	14:59'52.318
7	39.106	34.114	14.897	16.637	1'44.754	242,2	15:01'37.072
8	39.116	33.218	14.711	16.804	1'43.849	<b>243,8</b>	15:03'20.921

07/06/2024

P = Pits In/Out - C = Lap Time Cancelled



Pergusa 4.950 m

**2 / 4**
**ACI Racing Weekend Pergusa, 8-9 Giugno 2024**
**TCR Italy - Analisi Tempi Free Practice 1**

9	40.352	38.049	14.674	26.716	1'59.791P	229,3	15:05'20.712	11	38.975	<b>32.647</b>	14.780	<b>15.966</b>	<b>1'42.368</b>	241,1	15:10'08.070
10	3'25.628	33.654	15.002	21.387	4'35.671P	195,3	15:09'56.383	12	38.964	33.108	15.703	16.446	1'44.221	227,8	15:11'52.291
11	38.913	34.109	15.034	<b>16.506</b>	1'44.562	239,5	15:11'40.945	13	<b>38.865</b>	33.950	14.995			232,8	
12	<b>38.629</b>	<b>32.704</b>	<b>14.556</b>	17.587	<b>1'43.476</b>	229,3	15:13'24.421								
13	43.093	35.893	14.842	27.094	2'00.922P	200,0	15:15'25.343								

**53 E. CAPPELLO (1'48.708)**

Lap	Seg.1	Seg.2	Seg.3	Seg.4	Lap Time	km/h	Local Time
1							
2	1'01.419	48.274	20.420	1'18.520	3'28.633P	142,7	14:49'12.180
3	55.085	42.612	15.888	21.171	2'14.756P	231,3	14:51'26.936
4	42.482	39.325	16.114	1'47.474	3'25.395P	234,3	14:54'52.331
5	57.795	39.726	15.573	18.737	2'11.831P	233,8	14:57'04.162
6	43.060	36.696	15.226	18.350	1'53.332	237,4	14:58'57.494
7	41.238	35.457	15.130	17.784	1'49.609	236,3	15:00'47.103
8	<b>40.826</b>	35.613	15.127	17.982	1'49.548	236,3	15:02'36.651
9	57.368	36.772	15.177	18.099	2'07.416	238,4	15:04'44.067
10	41.000	<b>35.221</b>	<b>14.998</b>	<b>17.489</b>	<b>1'48.708</b>	<b>238,9</b>	15:06'32.775
11	58.959	45.171	20.154	5'51.499	7'55.783P	160,5	15:14'28.558
12	54.117	40.794	20.371	18.962	2'14.244P	120,8	15:16'42.802

**17 N. TAYLOR (1'45.644)**

Lap	Seg.1	Seg.2	Seg.3	Seg.4	Lap Time	km/h	Local Time
1							
2	1'18.180	49.702	18.763	2'02.679	4'29.324P	177,0	14:49'50.074
3	49.624	37.426	14.810	17.762	1'59.622	<b>244,9</b>	14:51'49.696
4	41.700	35.938	14.648	17.182	1'49.468	<b>244,9</b>	14:53'39.164
5	39.702	<b>34.013</b>	<b>14.521</b>	17.511	1'45.747	230,3	14:55'24.911
6	40.704	34.519	14.661	<b>16.812</b>	1'46.696	244,3	14:57'11.607
7	39.409	34.315	14.611	17.309	<b>1'45.644</b>	241,6	14:58'57.251
8	<b>39.393</b>	35.002	18.278		163,4		

**27 R. VOLT (1'42.684)**

Lap	Seg.1	Seg.2	Seg.3	Seg.4	Lap Time	km/h	Local Time
1							
2	52.920	43.569	16.868	19.807	2'13.164P	180,6	14:48'37.625
3	41.473	38.395	15.777	21.454	1'57.099	202,2	14:50'34.724
4	48.382	36.816	14.791	18.291	1'58.280	223,1	14:52'33.004
5	44.745	39.363	16.608	1'36.136	3'16.852P	194,2	14:55'49.856
6	50.002	35.518	14.749	17.579	1'57.848P	233,8	14:57'47.704
7	39.628	33.870	14.544	16.386	1'44.428	244,3	14:59'32.132
8	<b>38.658</b>	33.384	14.550	16.092	<b>1'42.684</b>	<b>248,3</b>	15:01'14.816
9	39.470	38.729	19.080	1'44.354	3'21.633P	195,7	15:04'36.449
10	49.803	36.333	15.982	17.298	1'59.416P	212,2	15:06'35.865
11	39.023	33.464	15.550	17.977	1'46.014	176,8	15:08'21.879
12	39.102	<b>33.276</b>	<b>14.480</b>	<b>16.088</b>	1'42.946	247,1	15:10'04.825
13	38.901	35.360	21.789		160,7		

**64 L. LOSONCZY (1'44.319)**

Lap	Seg.1	Seg.2	Seg.3	Seg.4	Lap Time	km/h	Local Time
1							
2	55.869	43.153	17.304	19.401	2'15.727P	202,6	14:48'36.133
3	41.670	38.640	15.434	18.727	1'54.471	207,7	14:50'30.604
4	45.503	40.170	16.421	1'33.078	3'15.172P	201,9	14:53'45.776
5	59.130	43.553	17.824	18.364	2'18.871P	219,1	14:56'04.647
6	39.814	42.289	14.913	18.572	1'55.588	244,9	14:58'00.235
7	39.571	34.707	14.791	17.074	1'46.143	<b>245,5</b>	14:59'46.378
8	39.564	41.793	17.410	3'12.531	4'51.298P	155,8	15:04'37.676
9	49.368	36.335	15.829	17.422	1'58.954P	213,0	15:06'36.630
10	39.126	33.810	<b>14.607</b>	<b>16.776</b>	<b>1'44.319</b>	<b>245,5</b>	15:08'20.949
11	<b>38.750</b>	<b>33.564</b>	16.279	<b>16.424</b>	1'45.017	225,5	15:10'05.966
12	39.287	34.524	21.749		168,5		

**38 F. BARBERI (1'45.291)**

Lap	Seg.1	Seg.2	Seg.3	Seg.4	Lap Time	km/h	Local Time
1							
2	1'18.781	48.482	17.560	38.963	3'03.786P	157,2	14:48'09.333
3					1'47.429P		14:49'56.762
4	55.317	40.062	16.474	18.953	2'10.806P	219,5	14:52'07.568
5	41.539	36.937	14.703	17.832	1'51.011	240,5	14:53'58.579
6	40.615	35.575	14.506	17.822	1'48.518	236,3	14:55'47.097
7	39.998	34.694	14.430	17.817	1'46.939	236,8	14:57'34.036
8	40.117	35.296	14.476	1'50.635	3'20.524P	<b>247,7</b>	15:00'54.560
9	55.759	40.360	24.108	23.521	2'23.748P	128,4	15:03'18.308
10	39.496	35.079	14.444	<b>17.536</b>	1'46.555	244,9	15:05'04.863
11	39.110	<b>34.173</b>	<b>14.347</b>	17.661	<b>1'45.291</b>	234,8	15:06'50.154
12	<b>39.108</b>	34.719	14.511	2'26.489	3'54.827P	204,5	15:10'44.981
13	53.790	40.632	16.808	19.001	2'10.231P	197,4	15:12'55.212
14	39.575	34.928	14.492	18.925	1'47.920	241,1	15:14'43.132
15	39.359	34.694	15.466	17.760	1'47.279	241,1	15:16'30.411

**67 M. PELLEGRINI (1'45.013)**

Lap	Seg.1	Seg.2	Seg.3	Seg.4	Lap Time	km/h	Local Time
1							
2					1'56.247		14:51'28.024
3					2'17.865P		14:53'45.889
4					4'57.101P		14:58'42.990
5					1'50.989		15:00'33.979
6					1'48.850		15:02'22.829
7					1'49.298		15:04'12.127
8					1'49.224		15:06'01.351
9					1'47.063		15:07'48.414
10					1'47.843		15:09'36.257
11					1'45.834		15:11'22.091
12					1'47.769		15:13'09.860
13					<b>1'45.013</b>		15:14'54.873
14					1'45.837		15:16'40.710

**44 M. IMBERTI (1'42.368)**

Lap	Seg.1	Seg.2	Seg.3	Seg.4	Lap Time	km/h	Local Time
1							
2	1'18.453	47.977	18.121	2'20.669	4'45.220P	169,0	14:49'52.821
3	49.482	36.661	15.629	16.952	1'58.724P	235,8	14:51'51.545
4	39.904	34.564	14.992	16.853	1'46.313	240,5	14:53'37.858
5	39.524	33.371	14.753	16.775	1'44.423	<b>243,2</b>	14:55'22.281
6	40.556	33.649	14.698	16.648	1'45.551	241,6	14:57'07.832
7	39.363	32.823	<b>14.632</b>	16.367	1'43.185	<b>243,2</b>	14:58'51.017
8	39.174	34.310	15.005	2'00.707	3'29.196P	222,2	15:02'20.213
9	54.285	41.132	16.980	2'11.840	4'04.237P	200,4	15:06'24.450
10	54.231	35.620	14.958	16.443	2'01.252P	239,5	15:08'25.702

**69 T. FOSSATI (1'46.692)**

Lap	Seg.1	Seg.2	Seg.3	Seg.4	Lap Time	km/h	Local Time
1					58.568	23.917	24.730
2	49.740	47.620	16.917	20.797	2'15.074	154,1	14:50'30.115
3	42.956	41.635	15.537	19.596	1'59.724	188,5	14:52'29.839
4	43.864	39.571	15.224	18.392	1'57.051	235,8	14:54'26.890
5	41.216	38.742	15.080	18.158	1'53.196	234,8	14:56'20.086
6	40.648	37.467	<b>14.902</b>	17.611	1'50.628	232,8	14:58'10.714
7	42.110	37.178	15.082	28.925	2'03.295P	231,3	15:00'14.009
8	4'35.782	40.658	15.380	17.926	5'49.746P	212,2	15:06'03.755
9	40.719	37.083	15.134	17.782	1'50.718	234,8	15:07'54.473
10	40.168	37.241	15.059	17.472	1'49.940	236,8	15:09'44.413

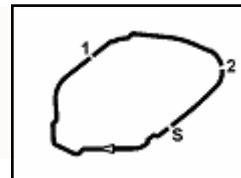
07/06/2024

P = Pits In/Out - C = Lap Time Cancelled





1.4



Pergusa 4.950 m

3 / 4

11	40.733	36.612	15.303	17.444	1'50.092	230,8	15:11'34.505	10	53.719	35.588	14.736	17.409	2'01.452P	241,6	15:12'09.206
12	40.351	35.961	16.798	17.643	1'50.753	169,8	15:13'25.258	11	39.091	33.798	14.511	16.794	1'44.194	247,7	15:13'53.400
13	<b>40.154</b>	<b>34.866</b>	14.918	<b>16.754</b>	<b>1'46.692</b>	<b>240,5</b>	15:15'11.950	12	<b>38.824</b>	<b>33.750</b>	<b>14.456</b>	<b>16.651</b>	<b>1'43.681</b>	<b>248,3</b>	15:15'37.081

72 S. PELATTI (1'50.129)							
Lap	Seg.1	Seg.2	Seg.3	Seg.4	Lap Time	km/h	Local Time
1							
2	1'17.737	45.194	16.110	2'08.518	4'27.559P	191,8	14:49'46.411
3	52.874	39.611	16.217	18.474	2'07.176P	196,7	14:51'53.587
4	41.313	36.362	15.156	18.243	1'51.074	214,3	14:53'44.661
5	40.884	36.333	15.010	17.927	1'50.154	<b>243,8</b>	14:55'34.815
6	40.778	36.061	15.219	18.257	1'50.315	234,8	14:57'25.130
7	41.615	<b>35.777</b>	15.018	18.112	1'50.522	232,3	14:59'15.652
8	41.606	36.254	15.205	17.858	1'50.923	238,9	15:01'06.575
9	41.841	36.141	<b>15.007</b>	6'50.758	8'23.747P	231,3	15:09'30.322
10	55.924	42.847	17.473	18.146	2'14.390P	227,8	15:11'44.712
11	<b>40.692</b>	36.801	15.076	<b>17.560</b>	<b>1'50.129</b>	241,6	15:13'34.841
12	59.978	37.138	15.146	18.681	2'10.943	237,4	15:15'45.784

87 J. PARK (1'41.837)							
Lap	Seg.1	Seg.2	Seg.3	Seg.4	Lap Time	km/h	Local Time
1							
2	2'41.013	38.333	15.632	29.253			225,9
3	39.671	36.830	15.146	16.756	3'49.745P	238,9	14:51'15.442
4	39.262	33.880	14.884	16.058	1'44.493	241,1	14:52'59.935
5	39.876	32.910	14.715	15.986	1'42.873	<b>243,8</b>	14:54'42.808
6	2'00.711	33.721	14.983	29.779	1'58.359P	222,7	14:56'41.167
7	2'23.655	37.094	18.088	29.849	3'25.742P	205,3	15:00'06.909
8	39.094	<b>32.403</b>	<b>14.660</b>	15.926	1'42.083	<b>243,8</b>	15:05'18.938
9	<b>38.648</b>	32.550	14.708	15.931	<b>1'41.837</b>	242,7	15:07'00.775
10	38.899	32.984	14.811	29.114	1'55.808P	242,7	15:08'56.583
11	3'13.334	33.499	14.998	16.910	4'18.741P	213,4	15:13'15.324
12	38.953	32.896	14.754	<b>15.837</b>	1'42.440	242,7	15:14'57.764
13	39.684	38.434	15.020	29.782	2'02.920P	225,5	15:17'00.684

76 A. LEY (1'42.384)							
Lap	Seg.1	Seg.2	Seg.3	Seg.4	Lap Time	km/h	Local Time
1		41.961	16.152	19.003		223,1	
2	41.509	37.109	15.448	17.794	1'51.860	229,3	14:50'58.730
3	40.573	35.647	15.076	17.303	1'48.599	241,1	14:52'47.329
4	39.843	35.031	14.894	17.376	1'47.144	242,2	14:54'34.473
5	40.003	34.800	14.929	28.519	1'58.251P	238,9	14:56'32.724
6	4'01.455	35.654	14.988	16.777	5'08.874P	241,1	15:01'41.598
7	39.209	33.302	14.835	16.358	1'43.704	243,2	15:03'25.302
8	39.200	33.615	14.830	16.461	1'44.106	243,8	15:05'09.408
9	38.874	32.984	<b>14.716</b>	16.365	1'42.939	<b>246,0</b>	15:06'52.347
10	39.342	33.956	14.896	31.068	1'59.262P	242,7	15:08'51.609
11	2'01.959	36.784	15.862	16.861	3'11.466P	219,5	15:12'03.075
12	<b>38.697</b>	<b>32.767</b>	14.774	<b>16.146</b>	<b>1'42.384</b>	244,9	15:13'45.459
13	39.664	33.852	14.859	16.380	1'44.755	244,9	15:15'30.214

90 D. BABUIN (1'47.118)							
Lap	Seg.1	Seg.2	Seg.3	Seg.4	Lap Time	km/h	Local Time
1							
2	1'17.454	46.116	18.138	23.097	2'44.805P		14:47'56.020
3	42.523	38.284	15.154	18.288	1'54.249	<b>240,0</b>	14:49'50.269
4	41.012	37.399	15.043	18.435	1'51.889		14:51'42.158
5	40.749	36.785	14.909	18.201	1'50.644		14:53'32.802
6	40.665	37.277	15.763	17.904	1'51.609		14:55'24.411
7	41.967	35.822	14.695	18.031	1'50.515	226,4	14:57'14.926
8	41.099	35.919	14.705	17.852	1'49.575		14:59'04.501
9	40.363	35.621	14.641	17.606	1'48.231		15:00'52.732
10	40.198	35.572	14.734	17.542	1'48.046		15:02'40.778
11	40.297	41.474	17.666	3'40.332	5'19.769P		15:08'00.547
12	50.809	37.415	14.950	17.690	2'00.864P		15:10'01.411
13	40.173	36.877	17.862	17.383	1'52.295		15:11'53.706
14	41.053	35.781	<b>14.600</b>	17.204	1'48.638		15:13'42.344
15	<b>39.891</b>	<b>35.357</b>	14.676	<b>17.194</b>	<b>1'47.118</b>		15:15'29.462

81 D. REDUZZI (1'43.497)							
Lap	Seg.1	Seg.2	Seg.3	Seg.4	Lap Time	km/h	Local Time
1		41.974	16.100	33.337		210,9	
2	3'09.138	39.830	15.608	17.498	4'22.074P	237,9	14:52'01.384
3	41.817	35.734	14.916	17.782	1'50.249	242,2	14:53'51.633
4	40.224	36.265	15.049	17.046	1'48.584	242,2	14:55'40.217
5	39.961	35.418	14.885	16.842	1'47.106	<b>242,7</b>	14:57'27.323
6	39.966	35.495	14.974	18.149	1'48.584	234,8	14:59'15.907
7	40.403	40.296	22.558	30.336	2'13.593P	117,1	15:01'29.500
8	2'44.325	37.363	14.851	16.864	3'53.403P	241,6	15:05'22.903
9	39.514	34.051	14.836	16.480	1'44.881	242,2	15:07'07.784
10	<b>39.084</b>	33.739	<b>14.770</b>	16.686	1'44.279	242,2	15:08'52.063
11	39.828	35.157	14.936	16.547	1'46.468	240,5	15:10'38.531
12	39.299	33.404	14.794	16.741	1'44.238	241,1	15:12'22.769
13	39.103	33.693	15.238	<b>16.417</b>	1'44.451	238,9	15:14'07.220
14	39.192	<b>33.040</b>	14.820	16.445	<b>1'43.497</b>	241,6	15:15'50.717

91 L. MARTINEZ (1'46.100)							
Lap	Seg.1	Seg.2	Seg.3	Seg.4	Lap Time	km/h	Local Time
1		45.297	18.282	19.724		191,2	
2	41.759	38.889	15.601	20.420	1'56.669	203,0	14:49'32.295
3	46.269	40.177	15.679	33.985	2'16.110P	195,7	14:51'48.405
4	3'39.985	48.483	15.092	18.538	5'02.098P	220,0	14:56'50.503
5	41.194	35.614	14.833	17.955	1'49.596	237,9	14:58'40.099
6	40.220	34.212	<b>14.680</b>	17.852	1'46.964	236,8	15:00'27.063
7	<b>39.980</b>	34.565	14.759	35.346	2'04.650	237,9	15:02'31.713
8	2'25.735	35.733	14.864	18.272	3'34.604	224,5	15:06'06.317
9	40.170	38.715	14.782	17.604	1'51.271	237,9	15:07'57.588
10	41.838	36.063	14.937	17.890	1'50.728	227,8	15:09'48.316
11	40.236	35.910	14.871	18.342	1'49.359	237,9	15:11'37.675
12	40.288	<b>33.664</b>	14.691	<b>17.457</b>	<b>1'46.100</b>	240,0	15:13'23.775
13	40.484	36.892	14.959	17.165	1'49.500C	<b>240,5</b>	15:15'13.275

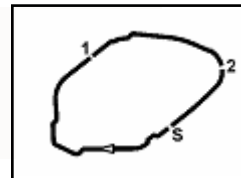
82 J. CIMENES (1'43.681)							
Lap	Seg.1	Seg.2	Seg.3	Seg.4	Lap Time	km/h	Local Time
1							
2	1'21.718	52.759	17.989	2'27.369	4'59.835P	156,5	14:50'13.241
3	52.332	40.660	16.937	19.064	2'08.993P	178,2	14:52'22.234
4	41.837	36.579	14.870	17.687	1'50.973	245,5	14:54'13.207
5	39.848	35.726	15.873	17.777	1'49.224	239,5	14:56'02.431
6	39.573	35.120	14.699	17.627	1'47.019	246,0	14:57'49.450
7	39.176	34.283	14.500	17.102	1'45.061	247,7	14:59'34.511
8	39.127	34.508	14.589	17.873	1'46.097	247,1	15:01'20.608
9	39.067	34.457	16.738	7'16.884	8'47.146P	225,0	15:10'07.754

97 J. PARK (1'43.309)							
Lap	Seg.1	Seg.2	Seg.3	Seg.4	Lap Time	km/h	Local Time
1		43.918	16.568	30.016		211,4	
2	3'45.869	37.762	15.311	18.204	4'57.146P	218,6	14:52'31.935
3	41.186	36.360	14.938	17.661	1'50.145	242,2	14:54'22.080
4	40.179	35.230	14.953	17.743	1'48.105	240,5	14:56'10.185
5	39.863	34.627	14.770	17.119	1'46.379	242,2	14:57'56.564
6	39.936	33.766	14.689	16.805	1'45.196	<b>243,8</b>	14:59'41.760
7	42.335	47.859	15.710	36.507	2'22.411P	214,7	15:02'04.171

07/06/2024 P = Pits In/Out - C = Lap Time Cancelled



1.4



Pergusa 4.950 m

4 / 4

# ACI Racing Weekend Pergusa, 8-9 Giugno 2024 TCR Italy - Analisi Tempi Free Practice 1

8	6'57.363	37.393	15.101	17.073	8'06.930P	239,5	15:10'11.101
9	39.402	33.376	14.718	16.555	1'44.051	242,7	15:11'55.152
10	39.348	33.489	<b>14.661</b>	16.975	1'44.473	242,7	15:13'39.625
11	<b>39.054</b>	<b>33.113</b>	14.690	<b>16.452</b>	<b>1'43.309</b>	243,2	15:15'22.934

07/06/2024

P = Pits In/Out - C = Lap Time Cancelled



ACI Global Servizi



ACI Radio

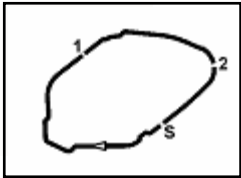


magigas  
extremecompetition.it

Powered by FICr PERUGIA TIMING







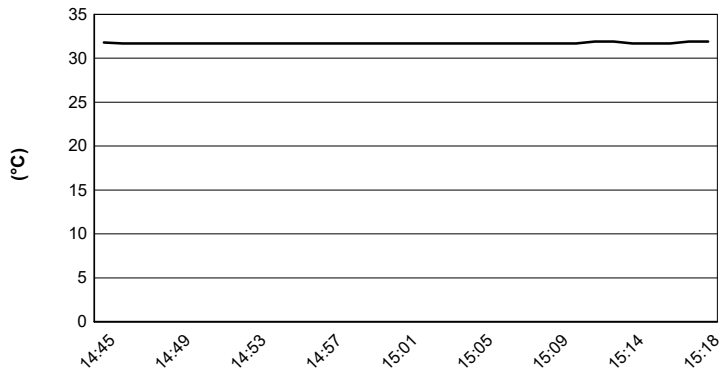
Pergusa 4.950 m

# ACI Racing Weekend Pergusa, 8-9 Giugno 2024

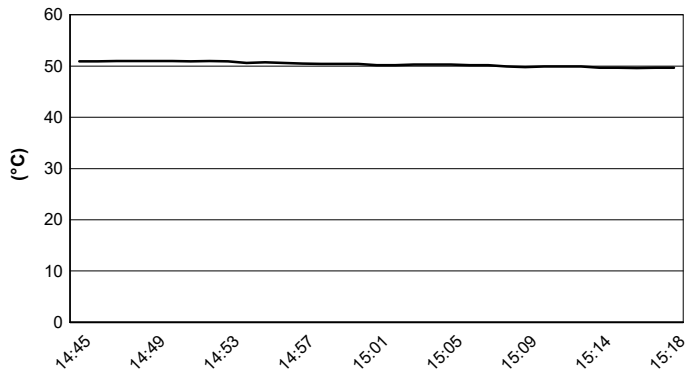
## TCR Italy - Meteo Free Practice 1

Session started 14:45 - Session ended 15:18


### Air Temperature



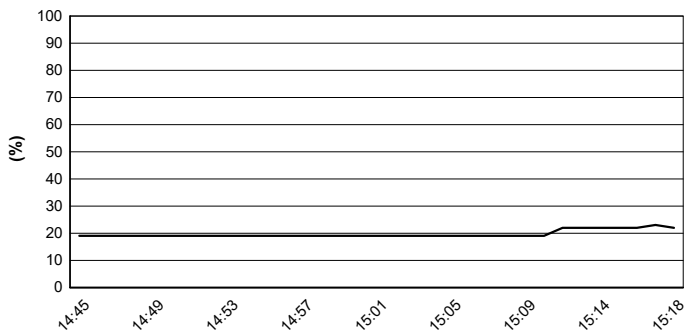
### Track Temperature



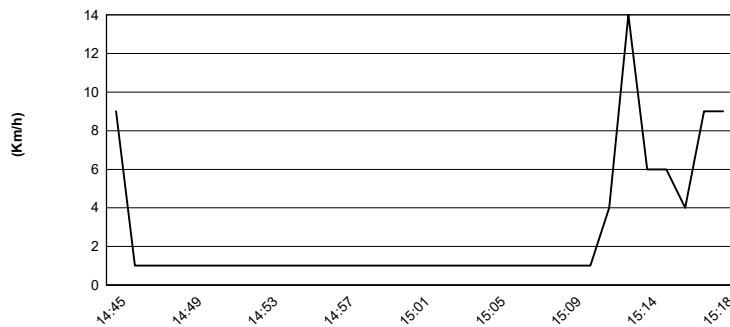
### Air Pressure



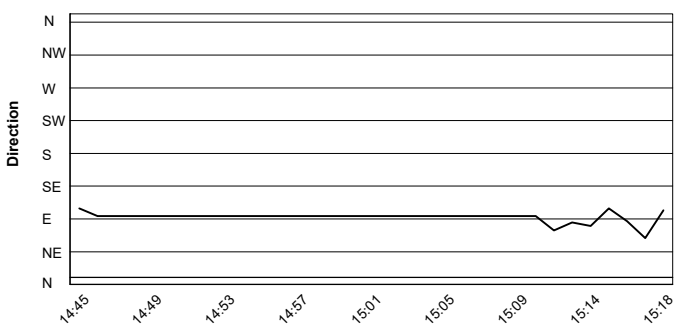
### Humidity



### Wind Speed



### Wind Direction



07/06/2024

